  
Jupiter  
play & leisure





0115 969 9859



The Coach House  
2 North Road  
West Bridgford  
Nottingham NG2 7NH



info@jupiterplay.co.uk



www.jupiterplay.co.uk

## OUR MISSION

Welcome to Our World of Wonder .....	p 4
Partners in Play .....	p 6
Quality and Sustainability .....	p 8
Our Bespoke Design Services .....	p 10

## OUR RANGE

The Future of Play .....	p 18
Interactive Play .....	p 20
Accessible Play for All .....	p 24
Natural Play .....	p 30
Urban Play .....	p 36
Active Play .....	p 42
KORE .....	p 44

## OUR WORK

Butlin's SKYPARK .....	p 48
Harwoods Adventurous Playground .....	p 52
Ellen Brown Children's Centre .....	p 56
Stanway Lakelands Centre .....	p 60
Poole Park Heritage Project .....	p 64
Whin Park Play Area .....	p 68
Anchorholme Park .....	p 72
Willen Lake .....	p 76
Cantley Park .....	p 80





# WELCOME TO OUR WORLD OF WONDER

When you work with Jupiter Play, you choose a family-run business that has been at the forefront of designing unique playgrounds since our inception in 1999. Our award-winning team will work with you collaboratively to push the boundaries on your project; delivering the **WOW** factor every time.



# PARTNERS IN PLAY

By working with us, you gain access to our unrivalled Global Partner Programme; a collection of innovative brands offering you access to the widest choice of products available in the UK market. This allows us to deliver unique, high-quality designs, rich in play value and new experiences. Meet some of our key partners:

**FHS Holztechnik.** Established in 1984, FHS is synonymous with quality materials, products and design. They provide the most innovative traditional Robinia and steel play equipment that offers immense play value and durability.

**Lappset Interactive.** The most exciting innovation in the play industry yet, Lappset Interactive aims to make outdoor play as engaging as virtual gaming, closing the gap between these two worlds.

**Galopin.** With over 30 years of experience, Galopin offers an extensive collection of outdoor play equipment that provides a unique aesthetic for a variety of environments.

**Inclusive Play.** Established as a response to the lack of inclusive playground equipment worldwide, Inclusive Play is a pioneer of modern accessible design, focusing on providing genuine inclusion for all.

**Lappset.** Founded in 1970, Lappset offers over 5 decades of experience in providing play and sports equipment for people of all ages. With a wide collection of modern and classic playground equipment and furniture, there is something for everyone.



**The Crannog**, North Lanarkshire Council  
'Inspired by local history'





**Poole Park Heritage Project,**  
Bournemouth, Christchurch and Poole Council  
'A collaborative approach'

## QUALITY AND SUSTAINABILITY

Our mission is to provide every child in the UK with an exciting opportunity to play in their community. It is therefore important that the quality and durability of materials is to the highest standard with minimal maintenance. We choose partners who share our vision of having a positive impact on the environment, enabling us to make sustainable choices within all our projects.

Here are some of the steps we take to be more sustainable:

- Actively designing for climate resilience
- Providing true eco-credentials for our products
- Opting for natural, high-quality materials over plastic for longevity





## OUR BESPOKE DESIGN SERVICES

Some projects call for creativity that cannot be achieved from off the shelf products. That's where our bespoke design service "Crafted" comes into play!

Whether it is creating a Willy Wonka themed world or a 14-metre-high tower complete with light shows, our design team can walk you through the process. Working with our Global Partner Programme, we'll bring your visions to life through bespoke designs. The only limit is your imagination! Our experience of delivering unique projects is second to none in the play industry.



**Daisy's Garden**, The Ice Cream Farm  
'Sparkling imagination'





THE ONLY LIMIT IS  
YOUR IMAGINATION!






**Neverland Garden**, Peter Pan Moat Brae Trust  
'Playful flood barrier'

"Moat Brae proves that dreams really can come true. Children and young people from Scotland and far beyond now have a place that's dedicated not just to Peter Pan, but to the love of all children's stories and literature. They can come here to play, daydream, and build their creative imaginations, just like J.M. Barrie did."

**Dame Joanna Lumley**

Patron of Peter Pan Moat Brae Trust









# THE FUTURE OF PLAY

The play sector is always changing. When it comes to designing a play space, we always have one question in mind...

**How can we encourage today's children to be more active?**

Technology is here to stay. And instead of fighting against it, we have embraced this with our partners at [Lappset Interactive](#). Blending the fun of gaming with the benefits of being active outdoors is a great solution.

By stimulating users of all ages and abilities, these innovative products can increase physical activity, improve fundamental movement skills and increase dwell time, improving long-term health outcomes.

Whether as part of a unique design or an addition to an existing facility, they are sure to be the most popular play piece as the technology allows games to be changed on a regular basis giving new experiences every time.



**Tollerton Open Space**, Tollerton Parish Council  
'Play, reimagined'



# INTERACTIVE PLAY

Lappset Interactives connect to the internet, providing owners the ability to control equipment volume and playable hours from their desktop. This connection also allows our clients to download new games, keeping the equipment fresh and up to date.

With Lappset Dashboard, users can access their data in real-time. And owners can see how frequently each unit is being used, providing a deeper understanding of the community and their return on investment.

## Toro

### Ball Court

The Toro offers games that challenge both the body and the mind, where complete awareness of the pitch and the goals is required to win. Unlike a traditional MUGA, the range of games and the appeal is far more diverse. Designed for tactical and physical training as well as fun, the Toro also comes in different sizes to allow for larger groups and teams, or even individuals, to play.



## Sutu

### Ball Wall

The Sutu interactive wall is the new way to play ball games. Consisting of 16 interactive polycarbonate panels, each illuminating in line with the game being played. It challenges both beginners and professionals alike to focus on aim, speed, and agility. The Sutu is already popular with football clubs, The Football Association and Local Authorities in the UK.



## Memo

### Play Pillars

Short for "Memory & Movement", the Memo was designed to provide children access to an active outdoor learning environment. The Memo's seven interactive posts each come pre-programmed with a series of educational games centred around maths, language, memory, PE, and more. It creates the perfect environment for a dynamic outdoor classroom space.



## Sona

### Play Arch

The Sona is a platform for music and sound-based play that is inclusive for all ages and abilities. With one push of a button, a world of dance, imagination, coordination and education become available. All games operate through a motion-sensitive camera within the roof of the arch which tracks each player. The Sona is the perfect way to get communities active at every stage of life.

## Fono

### DJ Booth

Research shows that teenagers are neglected by a lack of play provision. Our solution? The world's first outdoor DJ booth, Fono. Doubling as a shelter and seating area, Fono provides a hangout space for teenagers to express themselves through music and dance. By seamlessly transferring songs from user's phones to the mixing deck, anyone can scratch, loop, and crossfade their favourite music for everyone to hear.





**Cantley Park**, Wokingham Borough Council  
'Sona Dance Arch'



"We regularly check how much the products are being used and are always amazed with the increase in popularity. It's really helping bring the community together and outdoors."

**Aaron Niblet**  
Parks Officer  
Hertsmere Borough Council




# ACCESSIBLE PLAY FOR ALL

**At Jupiter Play, inclusivity forms the foundation of everything we do.**

We are proud to partner with [Inclusive Play](#), the first and only company to exclusively design and produce inclusive play equipment in the UK.

Our Global Partnership Programme enables us to create bespoke pieces that offer true inclusion, catering to a wide variety of physical, sensory and developmental needs.



**The Crannog**, North Lanarkshire Council  
'True inclusion'



# THE SIX SENSES OF INCLUSION

The most effective way of creating play that provides for all children is to deliver spaces that offer a full sensory experience. When designing a play space, we strive to create a space that stimulates a user's sight, sound, smell, touch, proprioception and vestibular senses.

A complete sensory experience is important for every child, regardless of ability.







*"I can look out the top window and see children from special needs schools and children in wheelchairs playing with local children from mainstream schools. There's no "isms", there's no judgement. We've managed to create a little microcosm where everyone is accepted."*

**Peter Dutch**  
Founder and Chief Executive Officer  
Colchester Anti-Loo Roll Brigade



# NATURAL PLAY

**We are invested in tomorrow. That's why we create spaces that can be enjoyed by future generations.**

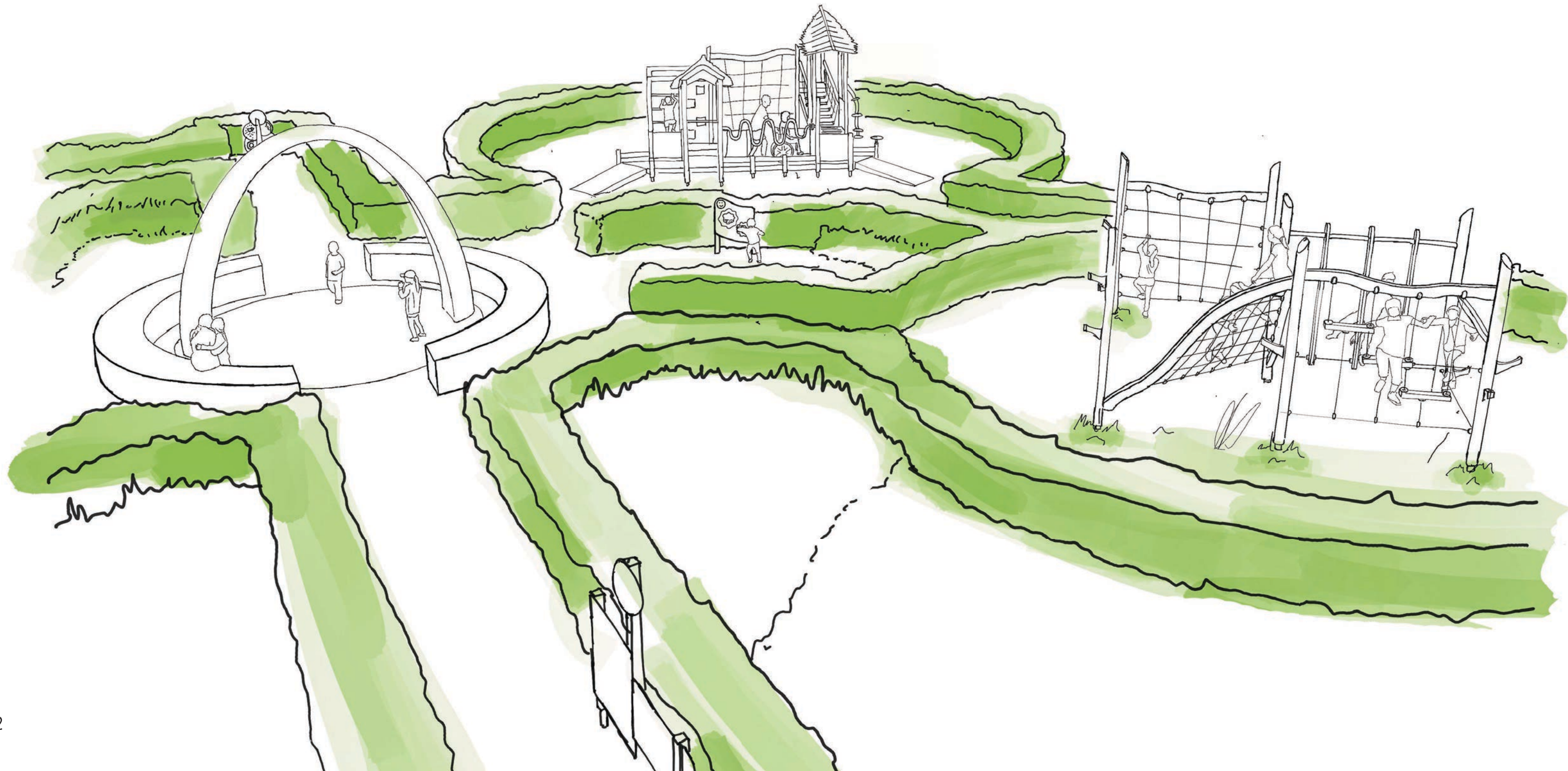
Reconnecting children with nature is essential. The benefits of natural play are well publicised, including improved mental and physical health.

At Jupiter Play, we incorporate natural elements wherever possible to help create rich, playable landscapes. Natural forms can be used to define space, inform edges and create sensory stimulation throughout. By using landscape elements as a palette to draw from, we can enhance texture, encourage dwell time outside and highlight the importance of the natural world to the next generation.

**Houlton Fields Destination Play Area, Rugby**  
'Landscape-led design'  
(In partnership with Bradley Murphy Design)







**The natural world stimulates a constant sense of awe, wonder and beauty that we aim to capture in all of our designs.**

From quiet sensory moments to active climbing challenges, each space is nestled into soft, natural forms, encouraging curiosity, imagination and moments of connection. The layout creates a sense of journey and surprise, where play is discovered rather than just presented.





"We have continued to work with the Jupiter team because they understand play intuitively, and have helped us develop design ideas into bespoke and creative play environments that work with their landscape."

**Laura Bradley**  
Director and Owner  
Bradley Murphy Design



**Waterbeach**, Urban & Civic PLC  
'Playable habitats'  
(In partnership with Bradley Murphy Design)





**Greenford Quay**, Greystar Europe  
'Playful wayfinding'  
(In partnership with HTA Design)

## URBAN PLAY

**Our city-based designs prove that urban spaces can be beautiful, engaging and playful.**

The urban landscape offers a unique challenge to our design team. It is vital to create a space that works for all cultures, ages and abilities. These environments offer a wealth of inspiration that we incorporate into our designs through form, colour and texture.





**Frederick's Adventure Playground**, London Borough of Southwark  
 'Enhancing identity'  
 (In partnership with Erect Architecture Studio)



**Exploratory Park, Brent Cross**  
'Contemporary play solution'  
(In partnership with EAST Architecture)



**We believe that a playground should inspire, regardless of its location.**

Dropping little pockets of play and respite into bustling areas is crucial for healthy lifestyles. Our urban play spaces are thoughtfully designed to spark curiosity and delight, echoing the language and character of their surroundings.




# ACTIVE PLAY


Since 1999, we have been at the forefront of changing fitness trends.

Our vision is to create active communities that encourage the development of fundamental movement skills (FMS). FMS are a set of skills that underpin physical literacy, and measure how well children, and adults, can perform in areas such as running, throwing, catching and hopping.

Years of research has identified that the more physically literate we are, the more likely we are to live active lives, with greater health and wellbeing outcomes overall.



**Active Park, Loughborough University**  
‘Elite Sports Campus’  
(In partnership with Urban Wilderness)



**BoxUp** is our equipment sharing solution, making it easy to access leisure equipment and games wherever you might need them, free to the end user.

Discover  
BoxUp Today





# KORE

**KORE is a groundbreaking new concept developed exclusively by Jupiter Play as a reimagining of the MUGA.**


KORE aims to reimagine public spaces as vibrant hubs of inclusivity and community engagement. Fuelled by insights from the latest research, especially focusing on the preferences of teenage girls, KORE seeks to revolutionise urban design, fostering safety, empowerment and a sense of belonging.

A range of connected modules provides endless combinations of active spaces, designed for everyone regardless of their ability or interests. In essence, KORE brings discovery, inclusivity and community back to teenage play provision.

**Activate your space with KORE.**



**Activate Your  
Space Today**









**Butlin's SKYPARK,**  
Skegness

## *Inspiration by Day, Illumination by Night*

**Client:** Butlin's  
**Site Opened:** 2023

Jupiter Play & Leisure are delighted to have partnered with renowned holiday destination Butlin's to design and build SKYPARK: the UK's most exciting playground!

With six different zones celebrating positive emotions, SKYPARK offers a unique play experience incorporating light, sound and colour.







"To have an environment where kids of all abilities can play together is really special and inspiring. Watching the joy SKYPARK brought to the children made it all worthwhile."

**Christine McGuinness**  
Autism Advocate





Harwoods Adventurous Playground,  
Watford

# Reaching New Heights of Play

**Client:** Watford Borough Council  
**Site Opened:** 2017

Working in collaboration with Watford Borough Council and Southern Green Landscape, we developed a flagship natural play site utilising our bespoke capabilities, our Global Partner Programme and highest quality timber to bring the client's vision to life. The end result? An adventure playground accessible to all.







The large bespoke tower at Harwoods Adventurous Playground is designed with accessible ramps, walkways and wobbly bridges. There are sensory cues along the way for reflection, dexterity and mobility. The use of Robinia timber compliments the playable landscape and creates a truly special sense of place for all users.

Surrounded by native woodland types, these features define the character of each play zone, creating endless opportunities for exploration and imaginative play. Encouraging social interaction and enabling children of all abilities to play together, the site's structural planting and undulating topography allow for limitless, adventurous and non-prescriptive play that keeps families coming back time after time.

*"I always ask to come back to this playground! It feels different every time we come here and I like the way it changes with the seasons. The giant slide straight in to the sand is my favourite though."*

**Molly, Aged 9**





**Ellen Brown Children's Centre,**  
Southwark

## Reconnecting with Nature

**Client:** Southwark Council  
**Site Opened:** 2024

Delivered through a collaborative, community-focused approach, Ellen Brown Children's Centre was actively shaped by the empowerment of the local children and residents. The end result? A space that ensures their needs and preferences are reflected.







By hosting interactive workshops for the centre's visitors, the children could create a playground beyond the traditional swings and roundabouts. Working in a collaborative way fostered a sense of ownership within the community.

Ellen Brown Children's Centre is a testament to designing legacy play spaces that continuously improve the health and well-being of Southwark. The whole space encourages a sense of freedom, offering non-prescriptive, natural play within the heart of London.





**Stanway Lakelands Centre,**  
Colchester

## Award-Winning Inclusive Play

**Client:** Colchester City Council  
**Site Opened:** 2023

Designed to be a long-lasting, fully inclusive play space, Stanway Lakelands Centre provides a place where children of all abilities can play alongside each other. Through accessible and sensory play, the area has become a haven for local SEND schools by specifically meeting the needs of their students.







Stanway Lakelands Centre won Small Project of the Year at the SAPCA Awards 2025. The response from the local community has been overwhelmingly positive. In particular, a wheelchair user who spoke of how the inclusive design meant he was able to play in the park with his son for the first time.

Working in collaboration with Planning Inclusive Play Areas (PiPA), we ensured that the play area was fully accessible for all users to play harmoniously. Taking inspiration from the adjacent community centre, the design provides a journey through the space by utilising landscaping, surfacing and planting to enhance sensory play.



**Poole Park Heritage Project,**  
Bournemouth

## *Telling a Story Through Design*

**Client:** Bournemouth, Christchurch  
and Poole Council

**Site Opened:** 2021

The brief was to design a destination play space that reflected the unique heritage of Poole Park. Inspired by the Victorian Plant Hunters of the 19th century, our concept transports users to a far away land.







"The playground looks fabulous! The sturdy yet graceful, grandiose structures and bright colours left our team in awe. We couldn't have asked for a better site."

**Martin Whitchurch**  
Project Officer  
Bournemouth, Christchurch and Poole Council

After extensive research and community consultation, our design team created two truly unique play spaces that responded to the needs of local children. Every design detail, from the hand-carved monkey to the vibrant colour palette, was carefully considered and tailored to Poole Park.

By showcasing our bespoke design capabilities, we crafted a distinctive sense of place; welcoming, engaging and rich in play value.





**Whin Park Play Area,**  
Inverness

## Delivering a Playground Fit for a Legend

**Client:** The Highland Council  
**Site Opened:** 2025

Flooded with history, Whin Park Play Area is a testament to the importance of working collaboratively with a community to develop dynamic play experiences for everyone.

Inspired by the Loch Ness Monster, or 'Nessie', the site's new design revived the existing play space by effortlessly blending traditional and contemporary play equipment together.







The play space now acts as an educational tool for both local and international visitors, telling the story of the sailors scouting the iconic Nessie through play. From the bespoke Nessie-themed Sona to the climbing bird's nest, users can develop their fundamental movement skills whilst learning about the site's rich history.

By collaborating with the community of Inverness throughout the project, Whin Park Play Area is sure to leave a lasting legacy for generations to come. A space that the community can be proud of.





## An Inclusive Coastal Destination

**Site Opened:** 2019

Anchored at the heart of the space, the fully accessible feature play ship stands as a beacon of inclusive play and adventure.








"Access to the park is superb! The wheelchair access onto the ship and roundabout seamlessly bridges the gap for children of all abilities to access the units. The two giant net swings are incredible as you don't have to be able to sit up to enjoy them!"

**Janet Hornby**  
Parent from Blackpool





**Willen Lake,**  
Milton Keynes

## Enhancing Identity Through Play

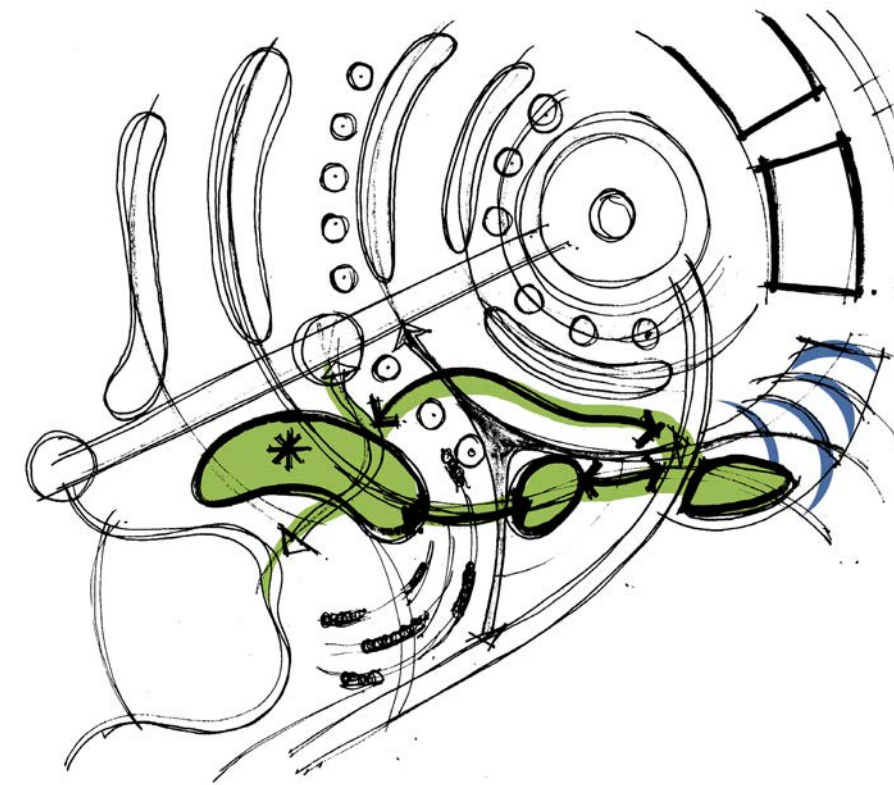
**Client:** The Parks Trust  
**Site Opened:** 2020

Willen Lake is The Parks Trust's primary destination park in the centre of Milton Keynes. The brief was to create a playable landscape that enhanced the identity of the park using the highest quality Robinia timber.

The design effortlessly combines strong sweeping forms from the wider landscape with playful nautical theming.







The 5 key areas of the design; The Lighthouse Lookout Cliffs, The Estuary, The Rolling Waves Trail, The Shipwreck's Crow's Nest and the Seaside Village & Harbour are connected through natural elements to create a cohesive aesthetic.

Bespoke features inspired by the blues and greens of the Willen Lakes branding create a truly unique sense of place.





**Cantley Park,**  
Wokingham

## Interactive Play Without Barriers

**Client:** Wokingham Borough Council  
**Site Opened:** 2021

Wokingham Borough Council had a vision to create a ground breaking new play space that supports active lifestyles.

By combining interactive features with traditional play elements, the space caters to people of all ages and backgrounds - encouraging longer dwell time for families.







Offering a range of zones, each with its own unique character, the bold surfacing design shapes a contemporary play space that appeals to the next generation - without the need for physical barriers.

By creating a vibrant and welcoming space filled with innovative equipment, Cantley Park is sure to be a well-loved community space for years to come.







Discover More



@JupiterPlay





## Jupiter Play & Leisure Ltd

The Coach House,  
2 North Road, West Bridgford  
Nottingham NG2 7NH

0115 969 9859

[info@jupiterplay.co.uk](mailto:info@jupiterplay.co.uk)

[www.jupiterplay.co.uk](http://www.jupiterplay.co.uk)

Company Number SC200761

